



# Earnings Presentation for Q2,2021

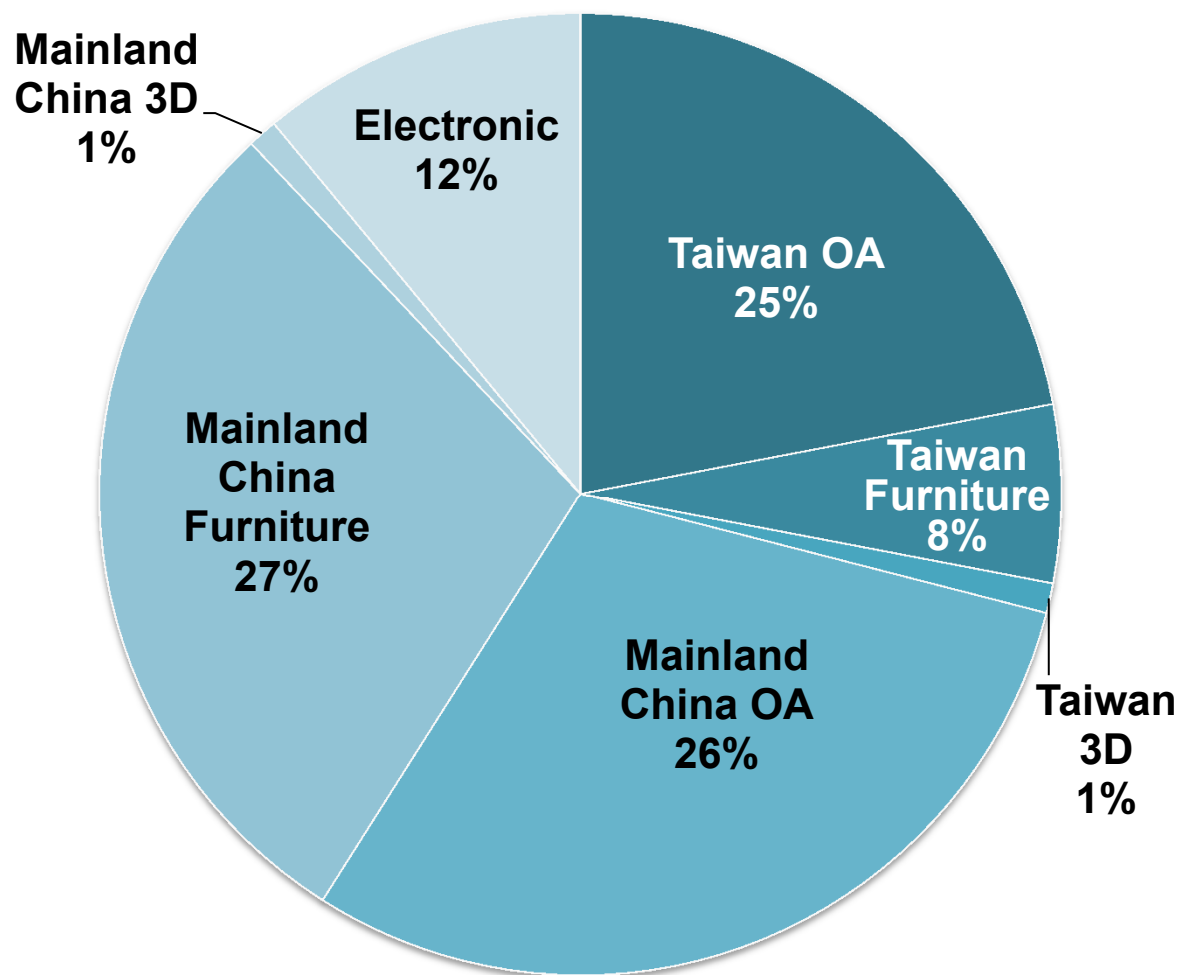
Date : Aug 12, 2021

# Disclaimer

- This presentation and its accompanied information include operating forecast, financial condition and business projection, etc. which are predictive information gathered from company's internal and external sources.
- The operating result, financial condition and operating forecast actually created by the company in future may differ from these expressed or implied predictive information. The reasons may include, but not limit to market risk, market demand and the ability which the company can deliver high quality products, etc.
- The forecast mentioned in this presentation reflects the current belief of the company as of the date of this presentation issued. The company undertakes no obligation to remind or update the information for the change or adjustment in the future.

# BUSINESS Revenue

2020 **13 billions**



OA

51%

Furniture

35%

Electronic

12%

3D

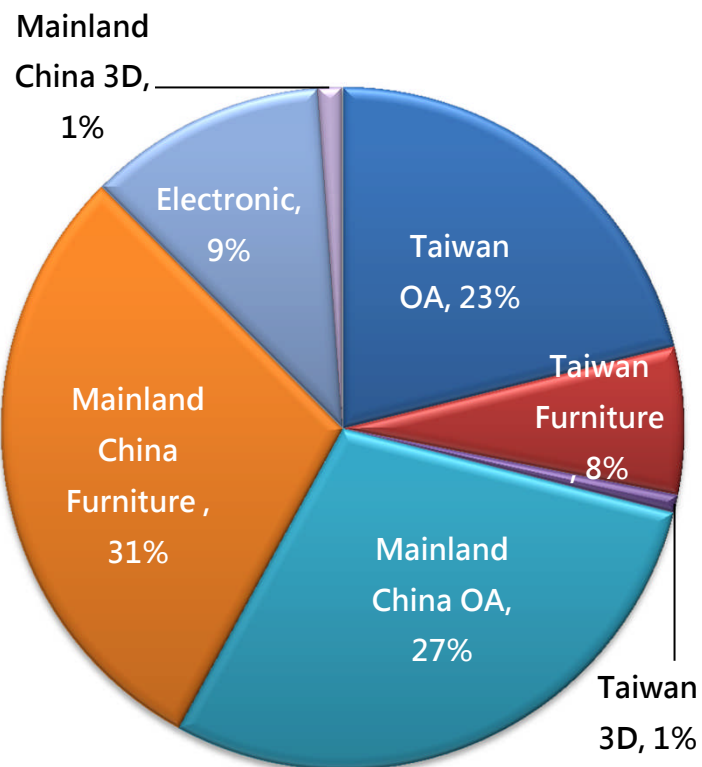
2%

# Profit for Q2, 2021

- ✓ Consolidated revenue from steady business running
  - Consolidated revenue of Q2, 2021 reached NT\$ 3.4billions.
  
- ✓ Net income and EPS remain stable despite of uncertainty of macro economy
  - The net income of Q2 was NT\$ 335 millions, and EPS was NT\$ 1.49.

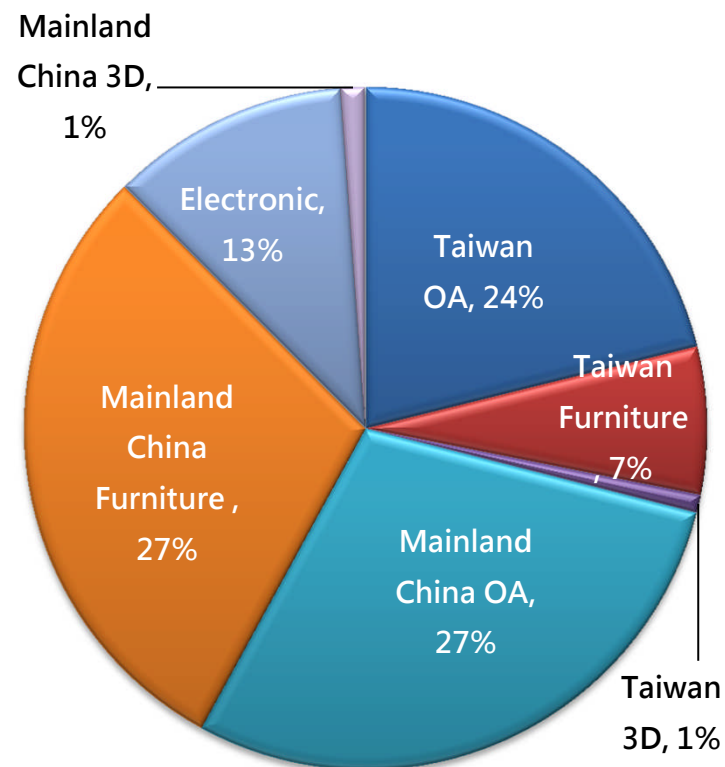
# The proportion of revenue

## Q2, 2021



OA	50%
Furniture	39%
Electronic	9%
Other	2%

## Q2, 2020



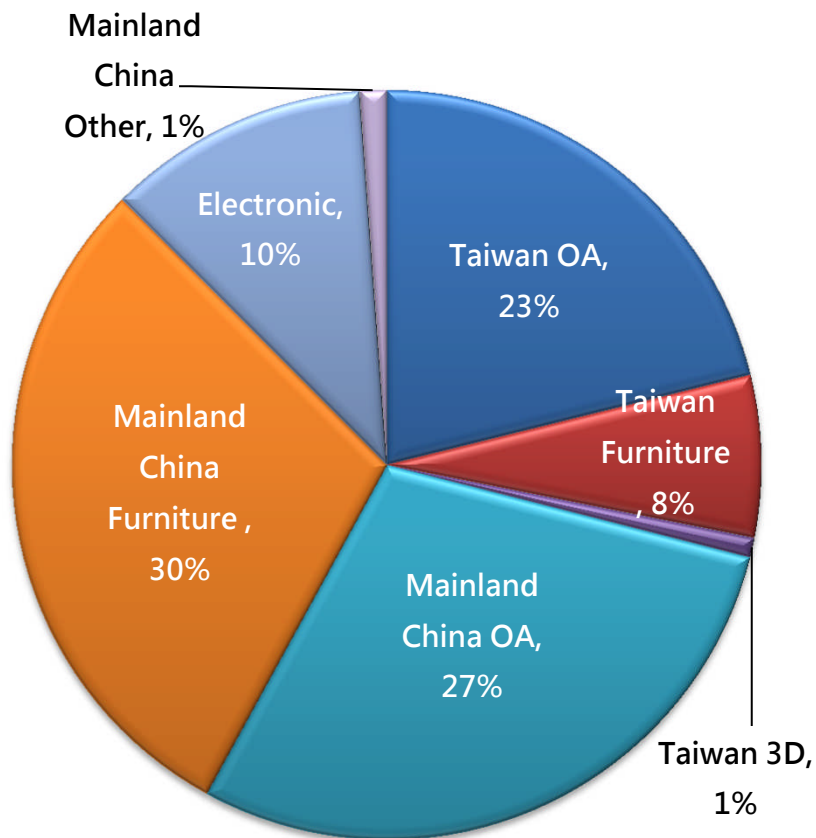
OA	51%
Furniture	34%
Electronic	13%
Other	2%

# Profit for H1, 2021

- ✓ Consolidated revenue from steady business running
  - Consolidated revenue of H1, 2021 reached NT\$ 6.6billions.
  
- ✓ Net income and EPS remain stable despite of uncertainty of macro economy
  - The net income of H1 was NT\$ 594 millions, and EPS was NT\$ 2.64.

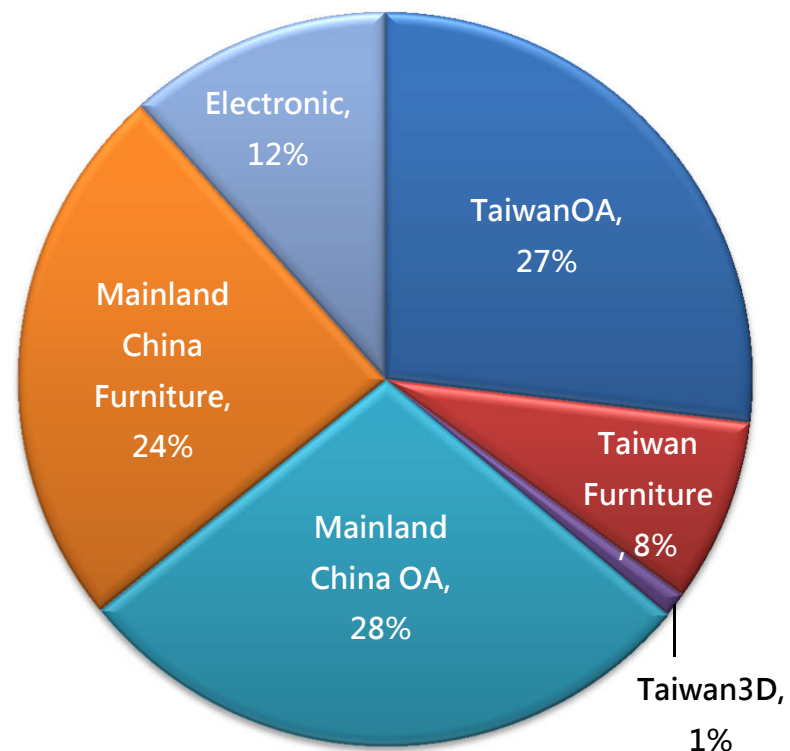
# The proportion of revenue

## H1, 2021



OA	50%
Furniture	38%
Electronic	10%
Other	2%

## H1, 2020



OA	55%
Furniture	32%
Electronic	12%
Other	1%



# Q&A